



RetailFixtures

P5 AND STANDARD UPRIGHTS

800SIGN | RETAIL
concept from HEART FIXTURES

2023Collection

The best options & innovative choices for your **Retail Stores**

AL AMEEN BRAND STORY

800SIGN Retail Fixtures are crafted not just with our hard-working hands, but with our creative and passionate heart.

Our client and our creative design team and design collaboration process produces an array of awesome outputs which leaves an impression of full client satisfaction and pride in our part.

WHY 800SIGN FIXTURES?

- Modern and ergonomic design fixtures that satisfies each industry's different needs
- Each fixture is being designed and built to personify each brand's unique character
- Only reputable and quality materials for exemplary finishes
- Play mix and match with our user-friendly ready to fix pre-fab modular units
- Customizable in terms of functionality and cost effectiveness
- 800SIGN FIXTURES prides with our own manufacturing plant

WHY ARE WE DISTINCT FROM THE REST?

- 1000++ Projects served across both local and MEEA Region
- On-time and swift delivery
- Local upkeeping support team
- Exclusive and high impact design
- Industry recognized to customize retail fixture solutions for well - known brands
- 5 - year quality assurance

P5 AND STANDARD UPRIGHTS

UPRIGHTS were designed to provide vertical and anchorage permanency for wall panels.

Our uprights are carefully crafted, stable and customized to carry the load of retail fixtures. It comes in square tube or round tubes. Adaptable finishes can be done depending on your criteria.

Multiply, enhance and explore your display capabilities, increase your sales to its optimum possibilities.

It is boundless.

HYUN - P5 UPRIGHT



A.

MONTANT - P5 INNER SIDE UPRIGHT




B.

ERETO - P05 STANDARD UPRIGHT



C.

VIGA - P5 ROUND TUBE UPRIGHT



D.

HYUN


P5 UPRIGHT

Hyun Uprights comes in 60cm or 120cm width. This Uprights are carved out of metal square tubes front side. It has 5cm wall connectors to fix from wall to frame. It can be accessorized with metal or wooden shelves as well as mesh or perforated wall panel add-ons.


Features

- Optimum space utilization
- Expandable
- Maximized vertical spaces
- Variety of finishes and colourss
- Compact packaging for easy transportation





- ✓ **Center Panel**
 - Plain Panel
 - Expandable Mesh
 - Grid Mesh
 - Perforated
 - Polycarbonate
 - Acrylic
 - Pegboard
 - OSB
 - MDF
 - Wooden Slat
- ✓ **Shelving**
 - Metal
 - Wood
 - Metal with Wood
 - Perforated
 - Glass
 - Acrylic
 - Peg Stem
- ✓ **Base Plinth**
 - Plain
 - Metal
 - Wood
 - OSB
 - Metal with Wood
- ✓ **Peg Stem**
 - MDF
 - Metal
 - OSB
 - Cement

✓ **Metal**

Polyester Architectural Coating :

Glossy

Semi-Glossy

Matt

Sandy

Wrinkled

Hammer Tone

Metallic


✓ **MDF / Wood**

ULB Powder Coating

Glossy

Matt

Textured



Technical Details

- Start
Sizes:
■ 2400 mm
■ 2800 mm
- Mid with Extension
Sizes:
■ 2400 mm
■ 2800 mm
- End with Extension
Sizes:
■ 450x2400 mm
■ 450x2800 mm



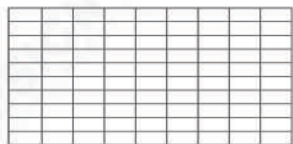
ACCESSORIES

Essential Add-Ons

- Prong & Hooks
- Back Bar (D-Bars and Side Bars)
- Face-Outs
- Pegs
- Poster Holder
- Shelves (Metal, Wooden, Glass and Acrylic)

*Select accessories from our **Sports Accessory Catalogue**.

BASIC CENTER PARTITION



Wire Mesh
100 x 50 mm
or
50 x 50 mm



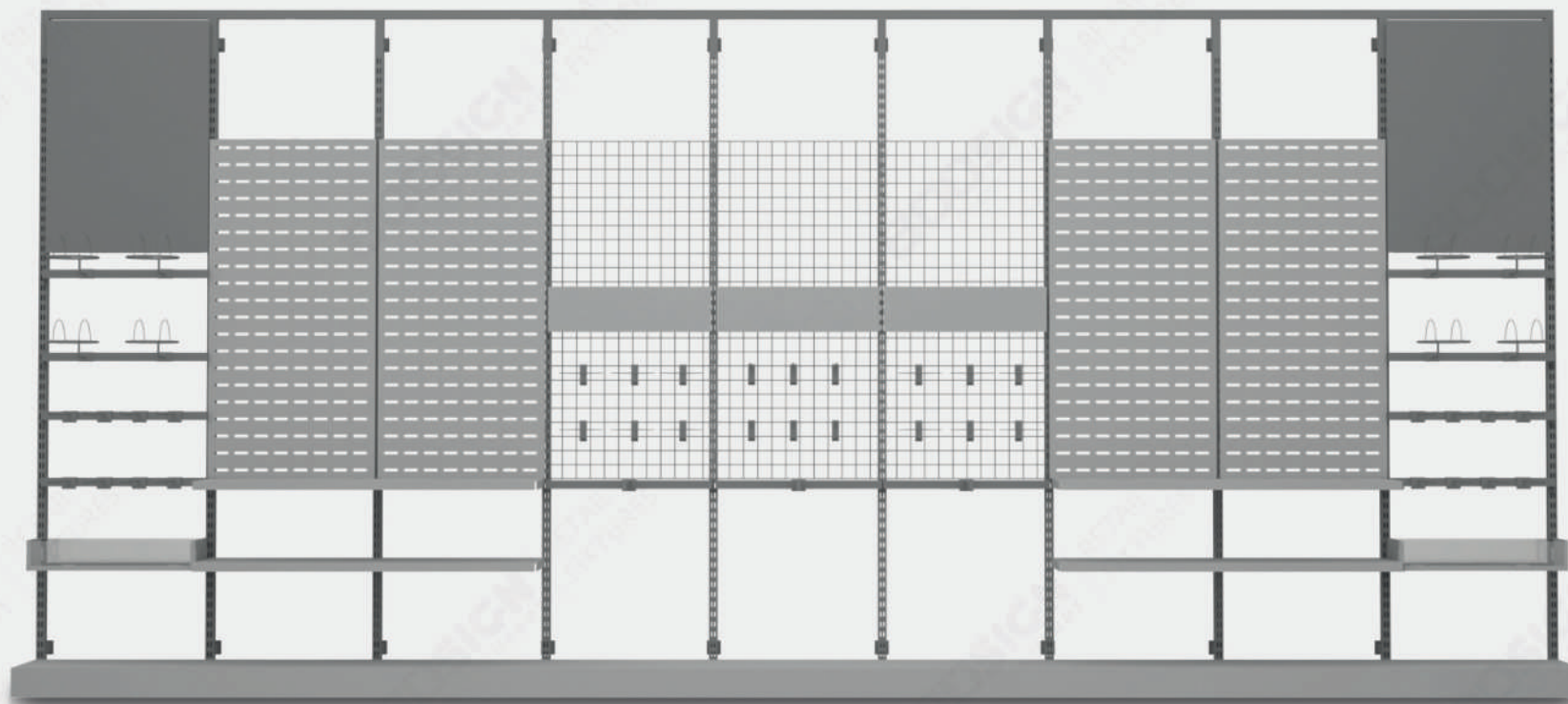
Expandable Mesh
50 x 50 mm
or
20 x 20 mm



Polycarbonate Sheet




Metal Sheet



PERFORATED PANELS

For center and side partition




PUCK PANEL-METAL




PUCK PANEL-OSB



PUCK PANEL-CEMENT



PUCK PANEL-WOOD




SLAT PANEL




MINI - SLAT PANEL




MINUS PANEL



VERTICAL MINUS PANEL



ROUND PANEL



SQUARE PANEL




PLUS AND MINUS PANEL

CENTER PARTITION



ORDERING PARTS

HYUN



Connection Tube

Item Code : xxxx xxxxx xxxxx

Sizes:

- 600 mm
- 1200 mm

Hyun P5

Item Code : xxxx xxxxx xxxxx

Sizes:

- 2400 mm
- 2800 mm

MONTANT

P5 - INNER SIDE UPRIGHT

Montant comes in 60cm or 120cm width. These Uprights are carved out of metal square tubes inner side. It has 5cm wall connectors to fix from wall to frame. It can be accessorized with metal or wooden shelves, mesh or perforated wall panel and metal or wood base plinths as add-ons.

Features

- Optimum space utilization
- Expandable
- Maximized vertical spaces
- Variety of finishes and colourss
- Compact packaging for easy transportation






- ✓ **Center Panel**
 - Plain Panel
 - Expandable Mesh
 - Grid Mesh
 - Perforated
 - Polycarbonate
 - Acrylic
 - Pegboard
 - OSB
 - MDF
 - Wooden Slat

- ✓ **Shelving**
 - Metal
 - Wood
 - Metal with Wood
 - Perforated
 - Glass
 - Acrylic
 - Peg Stem

- ✓ **Base Plinth**
 - Plain
 - Metal
 - Wood
 - OSB
 - Metal with Wood

- ✓ **Peg Stem**
 - MDF
 - Metal
 - OSB
 - Cement

✓ **Metal**

Polyester Architectural Coating :

Glossy

Semi-Glossy

Matt

Sandy

Wrinkled

Hammer Tone

Metallic


✓ **MDF / Wood**

ULB Powder Coating

Glossy

Matt

Textured



Technical Details

● Start

Sizes:

- 2400 mm
- 2800 mm

● Mid with Extension

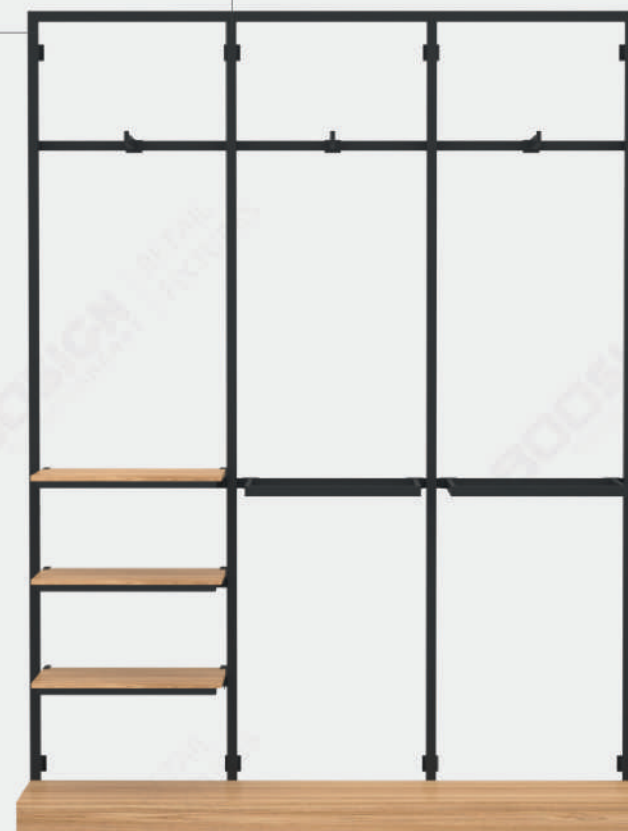
Sizes:

- 2400 mm
- 2800 mm

● End with Extension

Sizes:

- 450x2400 mm
- 450x2800 mm



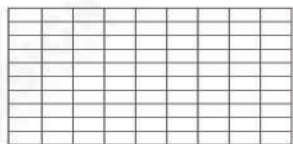
ACCESSORIES

Essential Add-Ons

- Prong & Hooks
- Back Bar (D-Bars and Side Bars)
- Face-Outs
- Pegs
- Poster Holder
- Shelves (Metal, Wooden, Glass and Acrylic)

*Select accessories from our **Sports Accessory Catalogue**.

BASIC CENTER PARTITION



Wire Mesh
100 x 50 mm
or
50 x 50 mm




Expandable Mesh
50 x 50 mm
or
20 x 20 mm



Polycarbonate Sheet




Metal Sheet

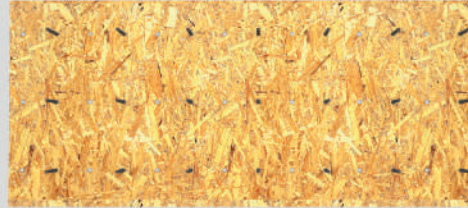


PERFORATED PANELS


For center and side partition




PUCK PANEL-METAL




PUCK PANEL-OSB




PUCK PANEL-CEMENT



PUCK PANEL-WOOD




SLAT PANEL




MINI - SLAT PANEL



MINUS PANEL




VERTICAL MINUS PANEL



ROUND PANEL



SQUARE PANEL

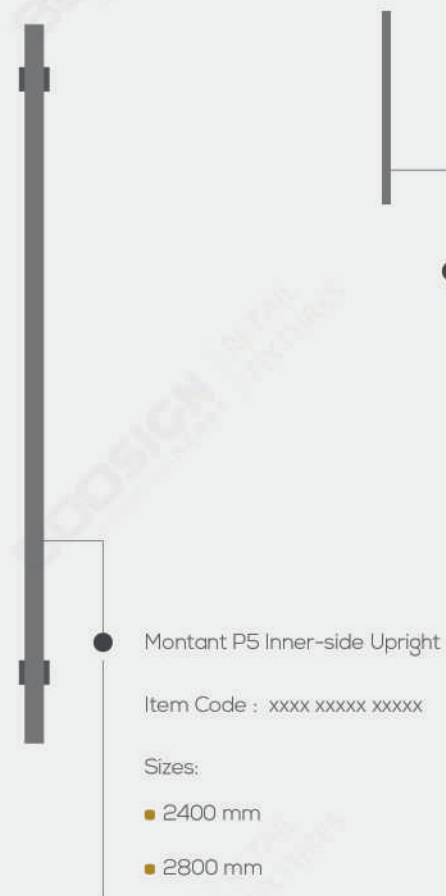


PLUS AND MINUS PANEL



ORDERING PARTS

MONTANT



Connection Tube

Item Code : xxxx xxxxx xxxxx

Sizes:

- 600 mm
- 1200 mm

Montant P5 Inner-side Upright

Item Code : xxxx xxxxx xxxxx

Sizes:

- 2400 mm
- 2800 mm


ERETO

P05 - STANDARD UPRIGHT

Ereto comes in 60cm or 120cm width. These Uprights are carved out of metal square tube. It has the ability to stand alone. It can be accessorized with metal or wooden shelves, mesh or perforated wall panel and metal or wood base plinths as add-ons

Features

- Optimum space utilization
- Expandable
- Maximized vertical spaces
- Variety of finishes and colourss
- Compact packaging for easy transportation





- ✓ **Center Panel**
 - Plain Panel
 - Expandable Mesh
 - Grid Mesh
 - Perforated
 - Polycarbonate
 - Acrylic
 - Pegboard
 - OSB
 - MDF
 - Wooden Slat

Shelving

- Metal
- Wood
- Metal with Wood
- Perforated
- Glass
- Acrylic
- Peg Stem

Base Plinth

- Plain
- Metal
- Wood
- OSB
- Metal with Wood

Peg Stem

- MDF
- Metal
- OSB
- Cement



✓ **Metal**

Polyester Architectural Coating :

Glossy

Semi-Glossy

Matt

Sandy

Wrinkled

Hammer Tone

Metallic


✓ **MDF / Wood**

ULB Powder Coating

Glossy

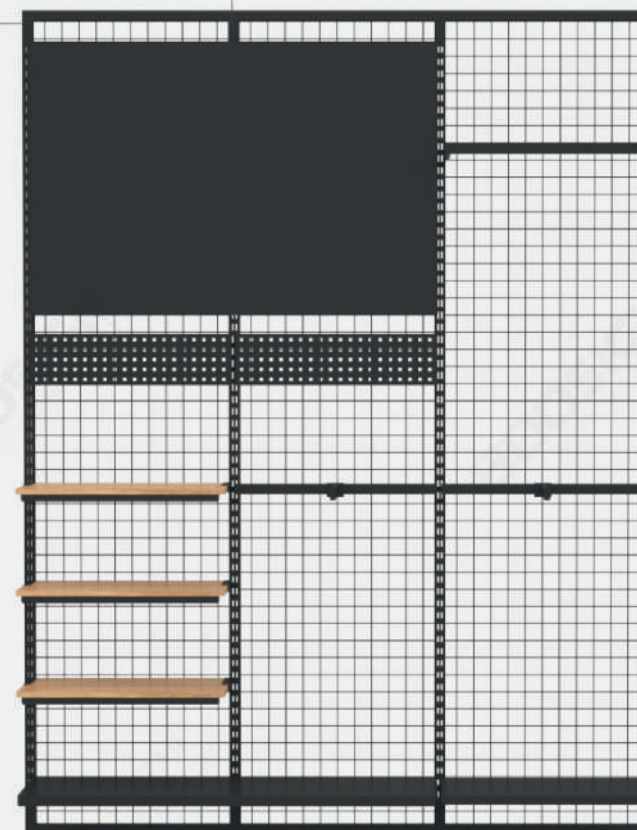
Matt

Textured



Technical Details

- | | | |
|-----------|----------------------|----------------------|
| ● Start | ● Mid with Extension | ● End with Extension |
| Sizes: | Sizes: | Sizes: |
| ■ 2400 mm | ■ 2400 mm | ■ 450x2400 mm |
| ■ 2800 mm | ■ 2800 mm | ■ 450x2800 mm |



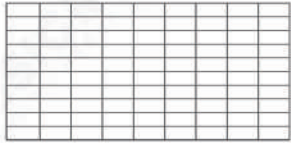
ACCESSORIES

Essential Add-Ons

- Prong & Hooks
- Back Bar (D-Bars and Side Bars)
- Face-Outs
- Pegs
- Poster Holder
- Shelves (Metal, Wooden, Glass and Acrylic)

*Select accessories from our **Sports Accessory Catalogue**.

BASIC CENTER PARTITION



Wire Mesh

100 x 50 mm

or

50 x 50 mm



Expandable Mesh

50 x 50 mm

or

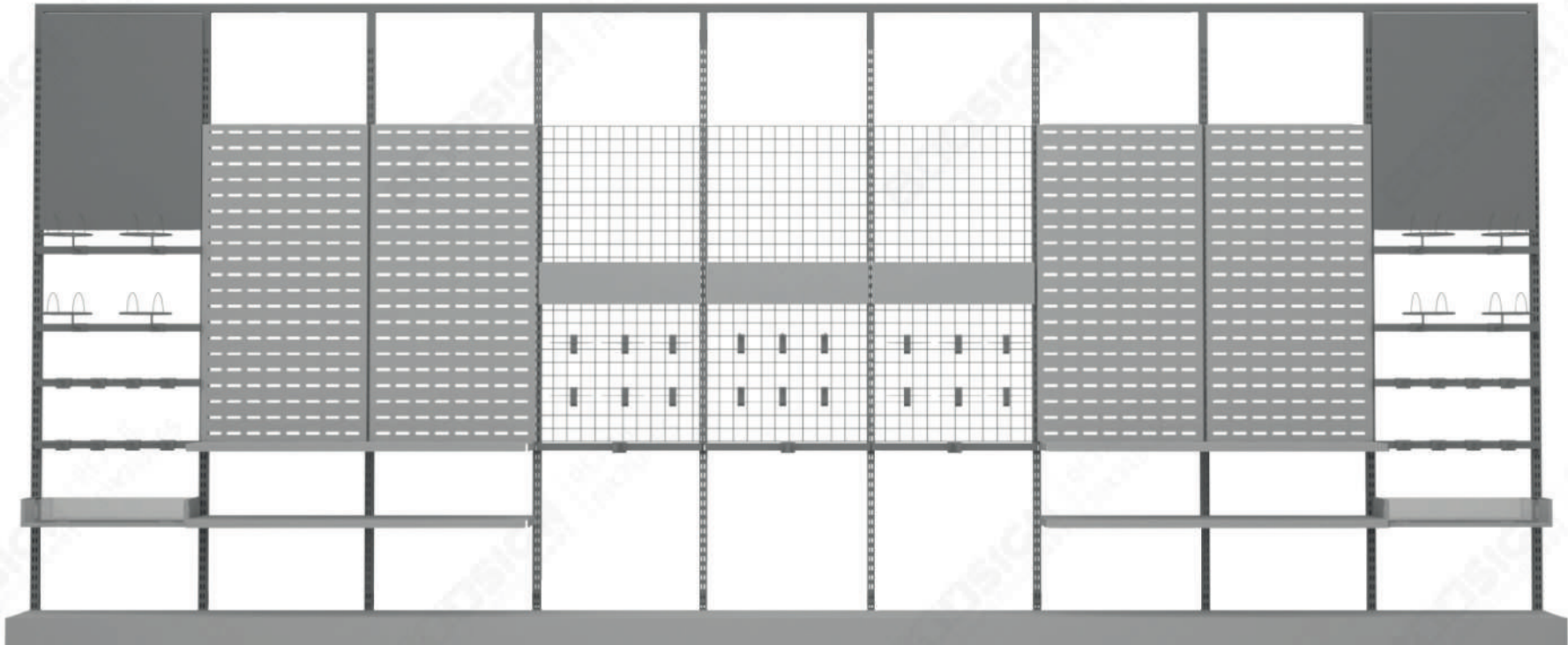
20 x 20 mm



Polycarbonate Sheet



Metal Sheet




CENTER PARTITION



PERFORATED PANELS

For center and side partition




PUCK PANEL-METAL



PUCK PANEL-OSB




PUCK PANEL-CEMENT




PUCK PANEL-WOOD




SLAT PANEL




MINI-SLAT PANEL




MINUS PANEL



VERTICAL MINUS PANEL



ROUND PANEL



SQUARE PANEL



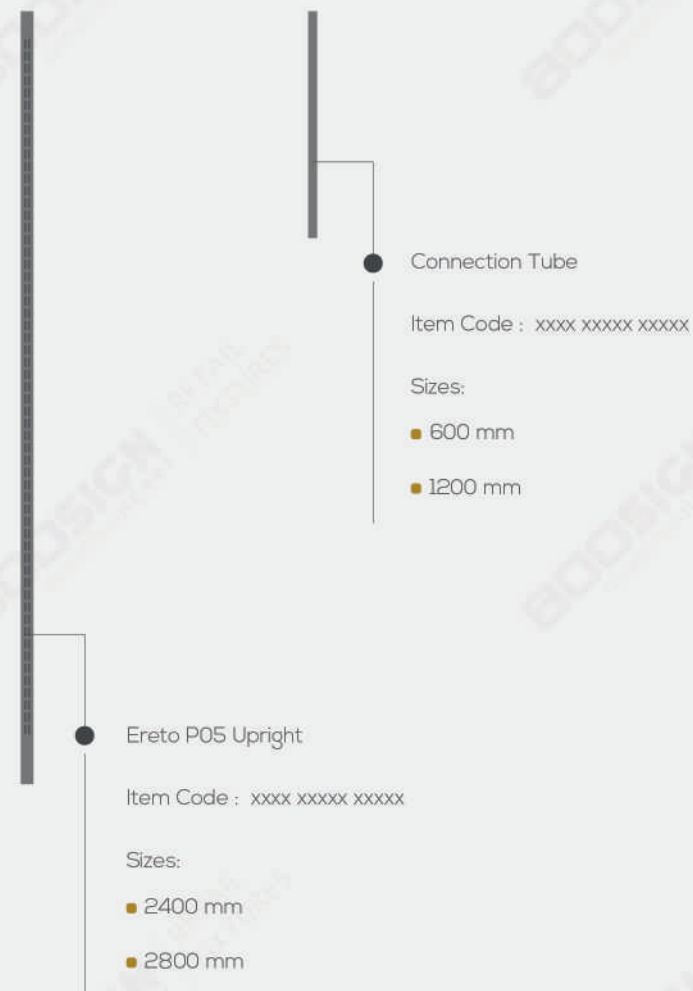
PLUS AND MINUS PANEL

CENTER PARTITION



ORDERING PARTS

ERETO



VIGA

P5 - ROUND TUBE UPRIGHT

Viga comes in 60cm or 120cm width. These Uprights are carved out of metal round tube. It has the ability to stand alone. It can be accessorized with metal or wooden shelves, mesh or perforated wall panel and metal or wood base plinths as add-ons

Features

- Optimum space utilization
- Expandable
- Maximized vertical spaces
- Variety of finishes and colourss
- Compact packaging for easy transportation





✓ **Center Panel**

- Plain Panel
- Expandable Mesh
- Grid Mesh
- Perforated
- Polycarbonate
- Acrylic
- Pegboard
- OSB
- MDF
- Wooden Slat

✓ **Shelving**

- Metal
- Wood
- Metal with Wood
- Perforated
- Glass
- Acrylic
- Peg Stem

✓ **Base Plinth**

- Plain
- Metal
- Wood
- OSB
- Metal with Wood

✓ **Peg Stem**

- MDF
- Metal
- OSB
- Cement



✓ **Metal**

Polyester Architectural Coating :

Glossy

Semi-Glossy

Matt

Sandy

Wrinkled

Hammer Tone

Metallic

✓ **MDF / Wood**

ULB Powder Coating

Glossy

Matt

Textured



ACCESSORIES

Essential Add-Ons

- Prong & Hooks
- Back Bar (D-Bars and Side Bars)
- Face-Outs
- Pegs
- Poster Holder
- Shelves (Metal, Wooden, Glass and Acrylic)

*Select accessories from our **Sports Accessory Catalogue**.

Technical Details

● P5 Round tube Unit

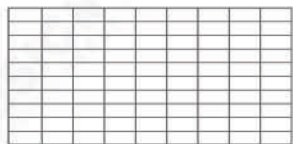
Sizes:

■ 2400 mm

■ 2800 mm



BASIC CENTER PARTITION



Wire Mesh
100 x 50 mm
or
50 x 50 mm



Expandable Mesh
50 x 50 mm
or
20 x 20 mm



Polycarbonate Sheet




Metal Sheet



PERFORATED PANELS

For center and side partition




PUCK PANEL-METAL



PUCK PANEL-OSB




PUCK PANEL-CEMENT



PUCK PANEL-WOOD




SLAT PANEL




MINI - SLAT PANEL




MINUS PANEL




VERTICAL MINUS PANEL



ROUND PANEL



SQUARE PANEL




PLUS AND MINUS PANEL

CENTER PARTITION



ORDERING PARTS

VIGA



● Connection Tube

Item Code : xxxx xxxxx xxxxx

Size : 600 mm

or

Size : 1200 mm

● Viga P5 Round Tube Upright

Item Code : xxxx xxxxx xxxxx

Sizes:

■ 2400 mm

■ 2800 mm

Hand-drawn sketch of a retail store layout on lined paper. The layout is a large rectangle divided into several sections. At the top, there is a long horizontal section labeled 'RECEIPT' and 'CASHIER'. Below this, the main area is divided into several sections. On the left, there is a section labeled 'DEPARTMENT STORES'. In the center, there is a large section labeled 'FASHION'. To the right of the fashion section, there is a section labeled 'HEALTH & BEAUTY'. Further right, there is a section labeled 'HOME STORES'. At the bottom right, there is a section labeled 'SPORTS & LEISURE'. The layout is drawn with simple lines and includes some handwritten notes and arrows indicating flow or direction.

Blank lined area for notes or drawing.



RetailFixtures

Manufactured By
Al Ameen Industries LLC

Designed By
800sign Retail Fixtures

Made In The Emirates

Call
00971 4 2660 666

Email
Business@800sign.com

Visit Us
www.800sign.com



800SIGN | RETAIL
concept from HEART SOLUTIONS