



# RetailFixtures

PHARMA - FIXTURES

**800SIGN** | RETAIL  
concept from HEART | FIXTURES

## 2023Collection

The best options & innovative choices for your **Retail Stores**

---

## AL AMEEN BRAND STORY

800SIGN Retail Fixtures are crafted not just with our hard-working hands, but with our creative and passionate heart.

Our client and our creative design team and design collaboration process produces an array of awesome outputs which leaves an impression of full client satisfaction and pride in our part.

### WHY 800SIGN FIXTURES?

- Modern and ergonomic design fixtures that satisfies each industry's different needs
- Each fixture is being designed and built to personify each brand's unique character
- Only reputable and quality materials for exemplary finishes
- Play mix and match with our user-friendly ready to fix pre-fab modular units
- Customizable in terms of functionality and cost effectiveness
- 800SIGN FIXTURES prides with our own manufacturing plant

### WHY ARE WE DISTINCT FROM THE REST?

- 1000++ Projects served across both local and MEEA Region
- On-time and swift delivery
- Local upkeeping support team
- Exclusive and high impact design
- Industry recognized to customize retail fixture solutions for well - known brands
- 5 - year quality assurance

# PHARMA FIXTURES

SIONA-PH-WP-V1.0



LINDA-PH-WP-V1.0



SHIRA-PH-PLUS-V1.0




ZOE-PH-GRID-V1.0



JAZZO-PH-GD-V1.0



AMELIA-PH-CC




ENIYA-PH-BIN-V1.0



SAHAAR-R-PH-GONDOLA



CHARM-V1.0



---

# SIONA-PH-WP -V 1.0

## WALL PANEL

Retail fixtures designed to be the hardcore force for your retail display solutions. Employ the power of versatility and persuasiveness of these wall panels.

Believe in the beauty of simplicity and adaptability.

### Features

- Benefit from its versatility and customization features
- Value engineered products
- Contemporary designs and finishes
- Plug and play modular unit installation
- Maximized vertical spaces
- Size flexibility and variety
- Quality materials
- Various colors & patterns to select from
- Compact packaging for easy transportation





STROKE OF  
STRENGTH



- ✓ **Center Panel**
  - Plain Panel
  - Perforated
  - Polycarbonate
  - MDF
- ✓ **Shelving**
  - Metal
  - Wood
  - Metal with Wood
  - Glass
- ✓ **Base Plinth**
  - Metal
  - Wood



- ✓ **Metal**
  - Polyester Architectural Coating :
    - Glossy
    - Semi-Glossy
    - Matt
    - Sandy
    - Wrinkled
    - Hammer Tone
    - Metallic
- ✓ **MDF / Wood**
  - ULB Powder Coating
    - Glossy
    - Matt
    - Textured





Technical Details

- Siona-PH-WP-V1.0 Start
- Sizes:
  - 350 x 2400 mm
  - 350 x 2800 mm
  - 450 x 2400 mm
  - 450 x 2800 mm

- Siona-PH-WP-V1.0 Middle with Extension
- Sizes:
  - 1000 x 350 x 2400 mm
  - 1000 x 350 x 2800 mm
  - 1000 x 450 x 2400 mm
  - 1000 x 450 x 2800 mm

- Siona-PH-WP-V1.0 End with Extension
- Sizes:
  - 1000 x 350 x 2400 mm
  - 1000 x 350 x 2800 mm
  - 1000 x 450 x 2400 mm
  - 1000 x 450 x 2800 mm



● Adjustable Stopper

ACCESSORIES

Essential Add-Ons

- Prong & Hooks
- Back Bar (D-Bars and Side Bars)
- Face-Outs
- Poster Holder
- Shelves (Metal, Wooden, Glass and Acrylic)

\*Select accessories from our **Accessory Catalogue**.

### BASIC CENTER PARTITION



Polycarbonate Sheet



Wooden Sheet



Metal Sheet



CENTER PARTITION



## ORDERING PARTS

## SIONA-PH-WP-V1.0



---

# LINDA-PH-WP -V 1.0

## WALL PANEL

Take advantage of its high-capacity display features and the ability to present planograms with impactful merchandising capped with unmatched durability.

Reliability, Creativity, Valued Engineering. We design and built LINDA-PH-WP -V 1.0 series bearing these characteristics in mind.

### Features

- Ergonomic Engineering
- High yielding display capacity
- Space maximizer
- Over and above customer visibility
- Refined customer flow
- Connectable LED Headers
- Branding option
- Array of color palletes






ARMED WITH  
COMFORT



- ✓ **Center Panel**
  - Plain Panel
  - Perforated
  - Polycarbonate
  - MDF
  
- ✓ **Shelving**
  - Metal
  - Wood
  - Metal with Wood
  - Glass
  
- ✓ **Base Plinth**
  - Metal
  - Wood



- ✓ **Metal**
  - Polyester Architectural Coating :
    - Glossy
    - Semi-Glossy
    - Matt
    - Sandy
    - Wrinkled
    - Hammer Tone
    - Metallic
- ✓ **MDF / Wood**
  - ULB Powder Coating
    - Glossy
    - Matt
    - Textured





## ACCESSORIES

### Essential Add-Ons

- Prong & Hooks
- Back Bar (D-Bars and Side Bars)
- Face-Outs
- Poster Holder
- Shelves (Metal, Wooden, Glass and Acrylic)

\*Select accessories from our [Accessory Catalogue](#).

### Technical Details

#### ● Linda-PH-WP-V10

Start

Sizes:

- 350 x 2400 mm
- 350 x 2800 mm
- 450 x 2400 mm
- 450 x 2800 mm

#### ● Linda-PH-WP-V10

Middle with Extension

Sizes:

- 1000 x 350 x 2400 mm
- 1000 x 350 x 2800 mm
- 1000 x 450 x 2400 mm
- 1000 x 450 x 2800 mm

#### ● Linda-PH-WP-V10

End with Extension

Sizes:

- 1000 x 350 x 2400 mm
- 1000 x 350 x 2800 mm
- 1000 x 450 x 2400 mm
- 1000 x 450 x 2800 mm



● Adjustable Stopper

**BASIC CENTER PARTITION**



Polycarbonate Sheet



Wooden Sheet



Metal Sheet



CENTER PARTITION




ORDERING PARTS

# LINDA-PH-WP-V 1.0



- Linda-PH-WP-V1.0 Start  
Item Code : xxxx xxxxx xxxxx  
Sizes:
  - 350 x 2400 mm
  - 350 x 2800 mm
  - 450 x 2400 mm
  - 450 x 2800 mm



- Linda-PH-WP-V1.0 Middle with Extension  
Item Code : xxxx xxxxx xxxxx  
Sizes:
  - 1000 x 350 x 2400 mm
  - 1000 x 350 x 2800 mm
  - 1000 x 450 x 2400 mm
  - 1000 x 450 x 2800 mm



- Linda-PH-WP-V1.0 End with Extension  
Item Code : xxxx xxxxx xxxxx  
Sizes:
  - 1000 x 350 x 2400 mm
  - 1000 x 350 x 2800 mm
  - 1000 x 450 x 2400 mm
  - 1000 x 450 x 2800 mm

# SHIRA-PH-PLUS-V 1.0


## PLUS PATTERN ACCESSORIES UNIT


Perforated metal creates a more appealing and welcoming environment with impactful merchandising capped with unmatched durability.

Reliability, Creativity, Valued Engineering. We design and built SHIRA-PLUS-V 1.0 series bearing these characteristics in mind. that are simply eye-catching.


### Features

- Ergonomic Engineering
- High yielding display capacity
- Space maximizer
- Over and above customer visibility
- Refined customer flow
- Connectable LED Headers
- Branding option
- Array of color palletes






# STROKE OF STRENGTH



- ✓ **Center Panel**  
Perforated Plus Panel
- ✓ **Shelving**  
Metal  
Wood  
Metal with Wood  
Glass



✓ **Metal**

Polyester Architectural Coating :

Glossy

Semi-Glossy

Matt

Sandy

Wrinkled

Hammer Tone

Metallic

✓ **MDF / Wood**

ULB Powder Coating

Glossy

Matt

Textured





## ACCESSORIES

### Essential Add-Ons

- Prong & Hooks
- Poster Holder
- Shelves (Metal, Wooden, Glass and Acrylic)

\*Select accessories from our [Accessory Catalogue](#).

### Technical Details

#### ● Wooden Frame


Sizes:

- 2000 x 400 x 2400 mm
- 2000 x 400 x 2800 mm

#### ● Perforated Plus Pattern Sheet


Sizes:

- 1000 x 600 mm



## ORDERING PARTS

## SHIRA-PH-PLUS -V 1.0



- SHIRA-PH-PLUS -V10
- Sizes:
  - 2000 x 400 x 2400 mm

---

# ZOE-PH-GRID -V 1.0


## GRID ACCESSORIES UNIT


Take advantage of its high-capacity display features and the ability to present planograms with impactful merchandising capped with unmatched durability.

Reliability, Creativity, Valued Engineering. We design and built ZOE-GRID-V1.0 bearing these characteristics in mind.


### Features

- Ergonomic Engineering
- High yielding display capacity
- Space maximizer
- Over and above customer visibility
- Refined customer flow
- Connectable LED Headers
- Branding option
- Array of color palletes







# ULTIMATE RETAIL



- ✓ **Center Panel**
  - Plain Panel
  - Perforated
  - Polycarbonate
  - MDF
- ✓ **Shelving**
  - Metal
  - Wood
  - Metal with Wood
  - Glass



- ✓ **Metal**
  - Polyester Architectural Coating :
    - Glossy
    - Semi-Glossy
    - Matt
    - Sandy
    - Wrinkled
    - Hammer Tone
    - Metallic
- ✓ **MDF / Wood**
  - ULB Powder Coating
    - Glossy
    - Matt
    - Textured



## ACCESSORIES


### Essential Add-Ons

- Prong & Hooks
- Back Bar (D-Bars and Side Bars)
- Face-Outs
- Poster Holder
- Shelves (Metal, Wooden, Glass and Acrylic)

\*Select accessories from our [Accessory Catalogue](#).

### Technical Details


- Wooden Frame
  - Sizes:
    - 1000 x 2400 mm
    - 1000 x 2800 mm
- Grid Panel
  - Sizes:
    - 1000 x 2400 mm
    - 1000 x 2800 mm





ORDERING PARTS

# ZOE-PH-GRID -V 1.0



- ZOE-PH-GRID -V 1.0
- Sizes:
- 1000 x 2400 mm
- 1000 x 2800 mm

# JAZZO-PH-GD-V1.0

## GONDOLA

JAZZO-PH-GD-V 10 Series Gondola was designed for optimum space utilization. No beginning, middle and end. The alpha and the omega of Gondolas. These gondolas are crafted with tested durability.

Believe in the beauty of freedom and limitless possibilities.

### Features

- Optimum space utilization
- Stable
- Expandable
- Durable



BOOSIGN | RETAIL  
FIXTURES

BOOSIGN | RETAIL  
FIXTURES

BOOSIGN | RETAIL  
FIXTURES

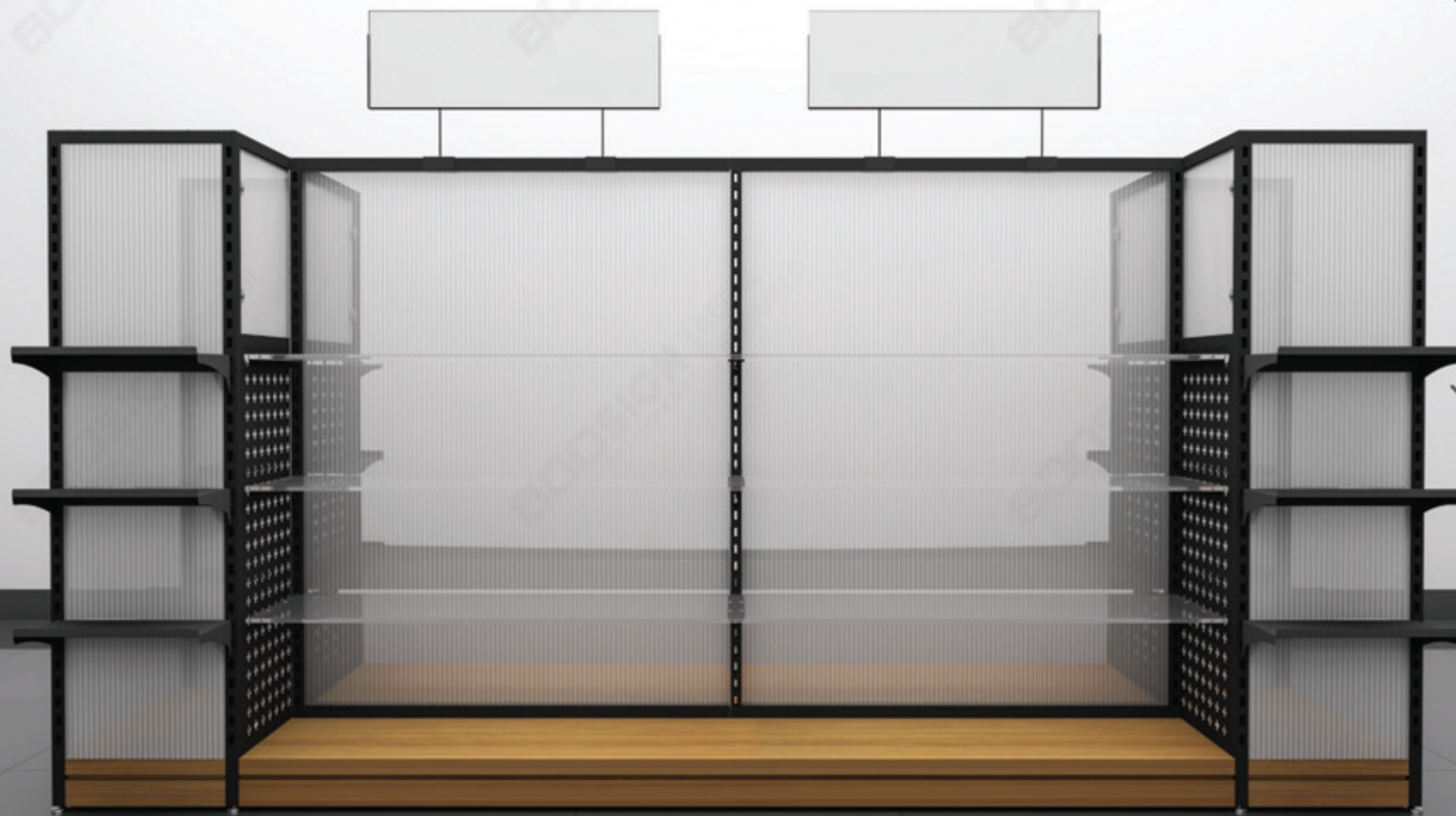
BOOSIGN | RETAIL  
FIXTURES



# ULTIMATE RETAIL



- ✓ **Center Panel**
  - Perforated
  - Polycarbonate
  - MDF
- ✓ **Shelving**
  - Metal
  - Wood
  - Metal with Wood
  - Glass
  - Acrylic
- ✓ **Base Plinth**
  - Metal
  - Wood



- ✓ **Metal**
  - Polyester Architectural Coating :
    - Glossy
    - Semi-Glossy
    - Matt
    - Sandy
    - Wrinkled
    - Hammer Tone
    - Metallic
- ✓ **MDF / Wood**
  - ULB Powder Coating
    - Glossy
    - Matt
    - Textured



## ACCESSORIES

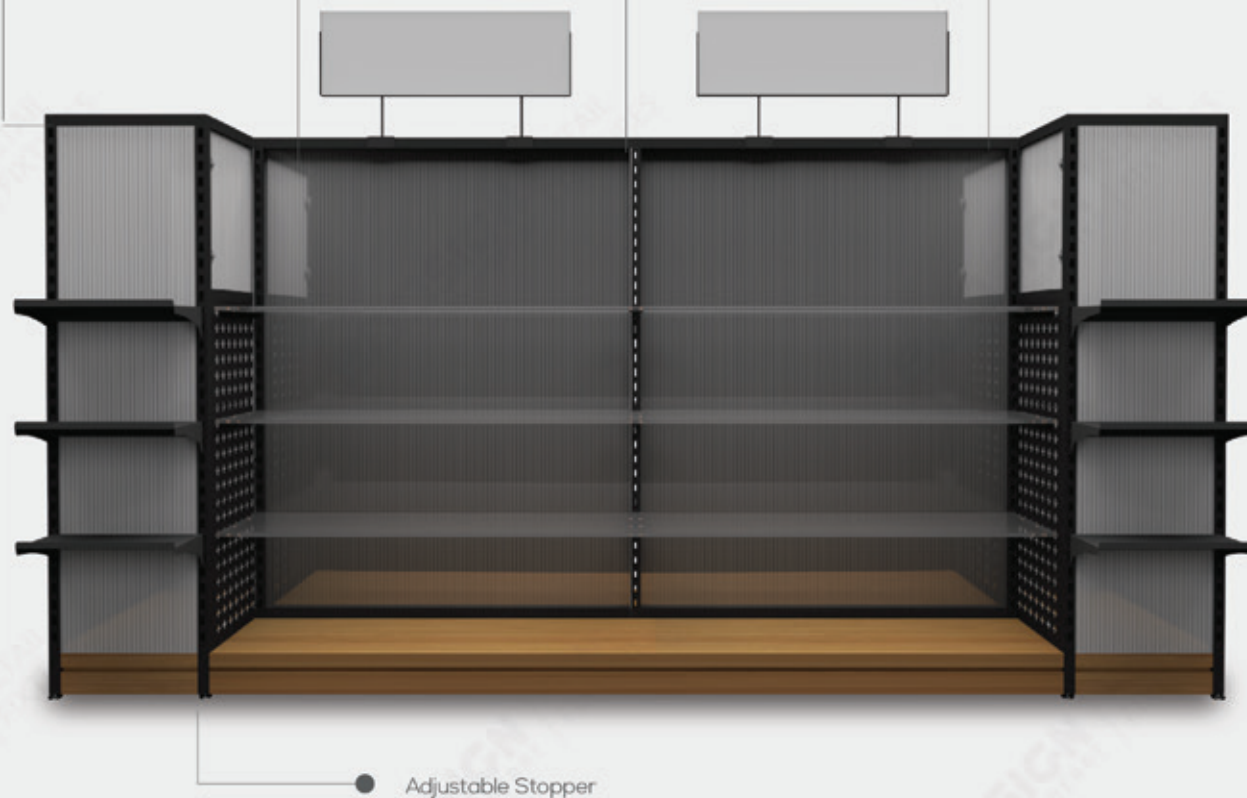
### Essential Add-Ons

- Prong & Hooks
- Back Bar (D-Bars and Side Bars)
- Face-Outs
- Poster Holder
- Shelves (Metal, Wooden, Glass and Acrylic)

\*Select accessories from our **Accessory Catalogue**.

### Technical Details

- Jazzo-PH-GD-V1.0 End Extension  
 Sizes: ● 300 x 700 x 1250 mm
- Jazzo-PH-GD-V1.0 Start  
 Sizes: ● 700 x 1250 mm
- Jazzo-PH-GD-V1.0 Middle with Extension  
 Sizes: ● 1000 x 1250 mm
- Jazzo-PH-GD-V1.0 End Unit  
 Sizes: ● 1000 x 1250 mm



## END CAP GONDOLA EXTENSION



ACCESSORIES

BASIC CENTER PARTITION



Polycarbonate Sheet



Wooden Sheet



CENTER PARTITION





ORDERING PARTS

# JAZZO-PH-GD-V1.0



Name : JAZZO-PH-GD-V1.0 (Single Gondola)  
Size : 1600 x 600 x 1250 mm



Name : JAZZO-PH-GD-V1.0 (Dual Gondola)  
Size : 2600 x 600 x 1250 mm



Name : JAZZO-PH-GD-V1.0 (Triple Gondola)  
Size : 3600 x 600 x 1250 mm

### CENTER PARTITION

Can be use Polycarbonate sheets or Wooden sheets for center partition.



Polycarbonate Sheet



Wooden Sheet

### FINISHES

#### Powder Coated Finishes



RAL 9003  
Signal White



RAL 9016  
Traffic White



RAL 7042  
Traffic Gray



RAL 7024  
Graphite Gray



RAL 2004  
Pure Orange



RAL 6025  
Fern Green



RAL 5013  
Cobalt Blue



RAL 3018  
Strawberry Red



RAL 3015  
Light Pink

#### Wood Finishes



RAL 1001  
Basket Finish Beige



Wood Finish - 2A001  
Bramberg Spruce



Wood Finish - 2A002  
Natural Tossini Elm



Wood Finish - 2A003  
Natural Spruce



Wood Finish - 2A004  
Red Oak



Wood Finish - 2A005  
Light Concrete

\*Customized finishes available upon request.

# AMELIA-PH-CC

## CASH COUNTER

Take advantage of its high-capacity display features and the ability to present planograms with impactful merchandising capped with unmatched durability.

Reliability, Creativity, Valued Engineering. We design and built Amelia-PH-CC cash counters bearing these characteristics in mind.


### Features

- Ergonomic Engineering
- High yielding display capacity
- Space maximizer
- Over and above customer visibility
- Refined customer flow
- Connectable LED Headers
- Branding option
- Array of color palletes





SPECTACLE  
PERCEPTIONS



- ✓ **Center Panel**
  - Perforated
  - Polycarbonate
- ✓ **Shelving**
  - Metal
  - Wood
  - Metal with Wood
  - Glass
- ✓ **Base Plinth**
  - Metal
  - Wood



- ✓ **Metal**
  - Polyester Architectural Coating :
    - Glossy
    - Semi-Glossy
    - Matt
    - Sandy
    - Wrinkled
    - Hammer Tone
    - Metallic
- ✓ **MDF / Wood**
  - ULB Powder Coating
    - Glossy
    - Matt
    - Textured



**ACCESSORIES**

Essential Add-Ons

- Prong & Hooks
- Shelves (Metal, Wooden, Glass and Acrylic)

\*Select accessories from our **Sports Accessory Catalogue**.

Technical Details

- Amelia - PH - CC
- Sizes:
  - 1200 x 1000 mm



### BASIC CENTER PARTITION



Polycarbonate Sheet



Wooden Sheet



Metal Sheet



CENTER PARTITION





ORDERING PARTS

# AMELIA-PH-CC



- Amelia CC
- Wooden / Metal plinth
- Polycarbon / Plus Perforated Sheet

Sizes:

- 1200 x 1000 mm

# ENIYA-PH-BIN- V1.0

## BIN UNIT

Bins are best suited for merchandising units that offer an assortment of similar products. Though stall bins are popularly used in bigger shopping malls and hyper stores, they are a familiar site in supermarkets as well. Supermarket stall bins are used to hold assorted items and are easily portable if need be.

### Features

- Minimalist
- Multiple face-outs extensions
- Strength of loading capacity
- Custom-made design
- Retail-friendly freedom
- Conversation piece
- Impactful color palette



Linear  
Simplicity

Bin units ▶



Finish : RAL 9003 / SS , Size : 600mm x 600mm



Finish : RAL 9016 / SS , Size : 600mm x 600mm



Finish : RAL 7042 / SS , Size : 600mm x 600mm



Finish : RAL 7024 / SS , Size : 600mm x 600mm



# SAHAAR-R-PH-GONDOLA

## ROUND GONOLA

Sahaar is best used for product highlights.

Very accommodating for small shop set-ups due to its height and flexibility feature.

Size : 600mm x 1350 mm

### Features

- Minimalist
- Multiple face-outs extensions
- Strength of loading capacity
- Custom-made design
- Retail-friendly freedom
- Conversation piece
- Impactful color palette



Innovative  
Spaces

Round Gondola ▶



✓ **Metal**

Polyester Architectural Coating :

Glossy

Semi-Glossy

Matt

Sandy

Wrinkled

Hammer Tone

Metallic

✓ **Wood**

ULB Powder Coating

Glossy

Matt

Textured



## CHARM-V1.0

### ACCESSORIES UNIT

Accessories units are best suited for merchandising units that offer an assortment of similar products. Though stall bins are popularly used in bigger shopping malls and hyper stores, they are a familiar site in supermarkets as well. Supermarket stall bins are used to hold assorted items and are easily portable if need be.

#### Features

- Minimalist
- Multiple face-outs extensions
- Strength of loading capacity
- Custom-made design
- Retail-friendly freedom
- Conversation piece
- Impactful color palette



Linear  
Simplicity

Accessories units ▶





Finish : RAL 9003 / SS , Size : 400mm x 400mm x 1350 mm



Finish : RAL 9016 / SS , Size : 400mm x 400mm x 1350 mm



Finish : RAL 7042 / SS , Size : 400mm x 400mm x 1350 mm



Finish : RAL 7024 / SS , Size : 400mm x 400mm x 1350 mm









Auto-Undertake global styling

16 Pre-Built Scenes

30 Beautiful objects

High resolution

Changeable color

3D Bento Matte Medicine

Core features

vitamin fizzy tablet

medical PatientCue PatientCue REMEDYDEN

A display unit for vitamins. The top header features a yellow background with a glass of orange juice, a bottle of vitamin tablets, and the text "vitamin fizzy tablet". Below the header are three columns of shelves. The first column is labeled "medical" and contains various boxes of tablets. The second and third columns are labeled "PatientCue" and "REMEDYDEN" respectively and contain rows of white and green boxes. The unit is set against a light green wall with a white arched top.

HEALTHCARE BACKGROUND

medical PatientCue PatientCue REMEDYDEN

A display unit for healthcare products. The top header features a teal background with a hexagonal pattern of icons (DNA, shield, pill, heart, stethoscope, water drop) and the text "HEALTHCARE BACKGROUND". Below the header are three columns of shelves. The first column is labeled "medical" and contains various boxes of products. The second and third columns are labeled "PatientCue" and "REMEDYDEN" respectively and contain rows of white and green boxes. The unit is set against a light green wall with a white arched top.

PHARMACEUTICAL MEDICINE

Medical research and development

medical PatientCue PatientCue REMEDYDEN

A display unit for pharmaceuticals. The top header features a light blue background with images of pills and the text "PHARMACEUTICAL MEDICINE" and "Medical research and development". Below the header are three columns of shelves. The first column is labeled "medical" and contains various boxes of products. The second and third columns are labeled "PatientCue" and "REMEDYDEN" respectively and contain rows of white and green boxes. The unit is set against a light green wall with a white arched top.



















# RetailFixtures

---

Manufactured By  
Al Ameen Industries LLC

Designed By  
800sign Retail Fixtures

Made In The Emirates

Call  
00971 4 2660 666

Email  
Business@800sign.com

Visit Us  
[www.800sign.com](http://www.800sign.com)



**800SIGN** | RETAIL SOLUTIONS  
concept from HERRT